


## FIRST SEMESTER IN-REVIEW

- State Championships
  - Football
  - Volleyball
  - 2<sup>nd</sup>-runner up tennis
- Amazing Parade with fireworks
- A “real”lock-down
- Biggest Winter Formal to date



### **SOME SURPRISES...**


- Little fish-big pond
- A lot more freedom
- Homework
- Finals

### **LET'S TALK ABOUT SOMETHING'S:**

- Facebook
  - Cyber-bullying
- Don't Serve Teens Task Force
- Hours
- Grades/Trailer Classes

**CBA'S/END OF COURSE**

**Dr. Jill Siler**



## STAAR Updates & End of Course Exams Overview

---

Dr. Jill Siler





## What do we know about STAAR?

- Will begin for grades 3-9 in 2011-12
  - Current sophomores, juniors and seniors as well as repeating freshmen will remain on TAKS through graduation
- At the high school level, the STAAR assessments are called End of Course (EOC) exams
- Will be “significantly more rigorous” than TAKS
- Shift the goal from HS Graduation to College and Career Success
- **Will impact grades, credits, and graduation**

## Phase-out of TAKS and Phase-in of EOC Assessments

	2011–2012	2012–2013	2013–2014	2014–2015
GR 9	★ EOC	EOC	EOC	EOC
GR 10	TAKS	EOC	EOC	EOC
GR 11	TAKS	TAKS	EOC	EOC
GR 12	TAKS*	TAKS*	TAKS*	EOC or TAKS*

\*Grade 12 includes TAKS for re-testers needing it for graduation only

★ EOC begins in 2011-12 for first-time 9<sup>th</sup> graders. Any students repeating 9<sup>th</sup> grade and all upperclassmen will remain on the TAKS system.



... the tests

Grades 3-8 STAAR	High School STAAR EOCs			
	Math	English	Science	Soc Studies
Reading: Gr. 3-8	Algebra I	Eng I	Biology	World Geo.
Math: Gr. 3-8	Geometry	Eng II	Chemistry	World Hist.
Writing: Gr. 4 & 7	Algebra II	Eng III	Physics	U.S. History
Science: Gr. 5 & 8	The high school level STAAR tests are COURSE tests, NOT grade level tests			
Soc. Studies: Gr. 8				

## STAAR: Longer Tests


- Math 3-8: +6 questions
- Reading 3-8: +4 questions
- Writing 4/7: +1 composition
- Science 5/8: +4 questions
- Soc Studies 8: +4 questions
  
- EOC: +6 to 13 questions

Impact of  
time limits?



11

## STAAR Released Items: A Comparative Look...



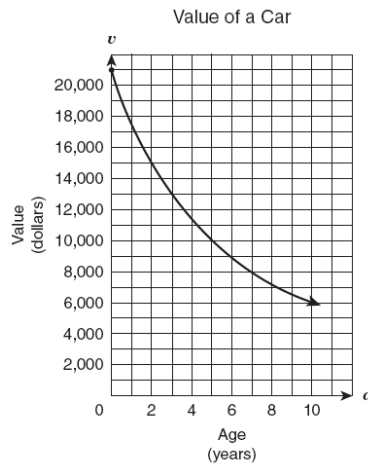
vs.






## 2009 TAKS Algebra 1

A.1(E) interpret and make decisions, predictions, and critical judgments from functional relationships  
**Readiness Standard**



According to the graph, which of the following statements appears to be true?

- A The value of the car decreased by \$1,000 per year.
- B The value of the car decreased by \$2,000 per year.
- C The value of the car decreased more from Year 9 to Year 10 than in any other year.
- D The value of the car decreased more from Year 0 to Year 1 than in any other year.**



## STAAR Sample Algebra 1

- 3 Southern Phone Company is promoting a new cell phone service plan: a customer can make up to 500 minutes of calls each month for \$39.99. If the number of minutes used in a month exceeds 500, then the function

$$c = 0.40(m - 500) + 39.99$$

describes the monthly charge,  $c$ , in dollars in terms of  $m$ , the total number of minutes used. Which of the following statements best describes this function?

- A If the total number of minutes used is more than 500, then every minute beyond 500 costs 40 cents.**
- B Every minute used costs 40 cents, regardless of the total number of minutes used.
- C The first 500 minutes used costs 40 cents each, after which there is an additional charge of \$39.99.
- D If the total number of minutes used is more than 500, then every minute used costs 40 cents.

A.1(E) interpret and make decisions, predictions, and critical judgments from functional relationships – **Readiness**




## 2009 TAKS Biology

29 Cell membranes perform all the following functions except —

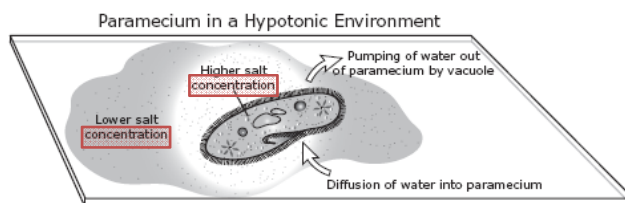
- A making nutrients for cells
- B holding cytoplasm within cells
- C regulating substances exiting cells
- D recognizing other cells

B4.(B) investigate and identify cellular processes including homeostasis, permeability, energy production, transportation of molecules, disposal of wastes, function of cellular parts, and synthesis of new molecules. (OLD TEKS)



## STAAR Sample Biology

2 The diagram below shows how a paramecium maintains homeostasis. A paramecium normally lives in a hypotonic environment in which water continually diffuses into the cell. To maintain homeostasis, the paramecium must pump out large amounts of water using its contractile vacuole.



If the paramecium is then placed in a hypertonic environment, which of the following will occur?

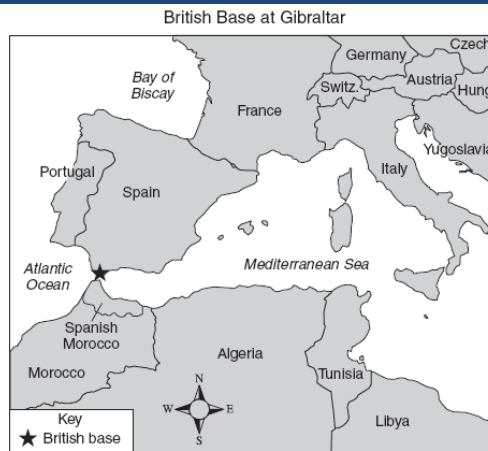
- A Water will diffuse into the paramecium.
- B Water will diffuse out of the paramecium.
- C Salt will be pumped out of the paramecium by the vacuole.
- D Salt will be pumped into the paramecium by the vacuole.

B4.(B) Investigate and explain cellular processes, including homeostasis, energy conversions, transport of molecules, and synthesis of new molecules - Readiness Standard (NEW TEKS)



## TAKS 10<sup>th</sup> Grade

- **OLD WH12C:** The student understands the impact of geographic factors on major historic events. (C) interpret historical [and contemporary] maps to identify and explain geographic factors that have influenced people and events in the past
- **NEW WH16B:** Analyze the influence of human and physical geographic factors on major events in world history, including the development of river valley civilizations, trade in the Indian Ocean, and the opening of the Panama and Suez canals. **Readiness Standard**



- 29 During World War II, the primary reason Great Britain maintained the military base shown on the map above was to —
- A prevent a Portuguese invasion of Morocco
  - B intercept transport vessels between Spain and Italy
  - C control sea traffic between the Mediterranean Sea and the Atlantic Ocean
  - D protect Allied troops moving from Spain into Tunisia



## STAAR World History

- 8 Which of the following best explains why the Chinese built the Great Wall and the Grand Canal?
- A The Great Wall and the Grand Canal were built to discourage Chinese peasants from emigrating.
  - B The Great Wall was built to protect against invasions, while the Grand Canal was meant to provide an alternative transportation route between the north and the south.
  - C The Great Wall and the Grand Canal were constructed to restrict the exchange of goods with foreign merchants.
  - D The Great Wall was constructed to protect farming villages from seasonal floods, while the Grand Canal was meant to improve access to coastal cities.

- **OLD WH12C:** The student understands the impact of geographic factors on major historic events. (C) interpret historical [and contemporary] maps to identify and explain geographic factors that have influenced people and events in the past
- **NEW WH16B:** Analyze the influence of human and physical geographic factors on major events in world history, including the development of river valley civilizations, trade in the Indian Ocean, and the opening of the Panama and Suez canals. **Readiness Standard**



## 2011 STAAR EOC AVERAGE SCORES

	ALG 1	GEOM	ALG 2	BIO	CHEM	PHYS
2011 AVG SCORE	54%	58%	44%	57%	48%	42%

### More Rigorous Items

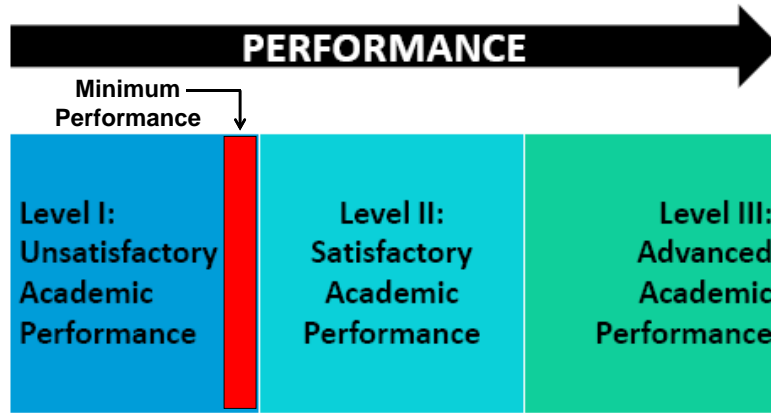
- assessing content and skills at a greater depth and higher level of cognitive complexity
- assessing more than one standard in an item

### More Rigorous Test

- assessing standards multiple times and in more complex ways
- including a greater number of rigorous items on the test, thereby increasing the overall test difficulty
- Increased performance standards (passing levels)

20

# STAAR STANDARDS



November 2011

Texas Education Agency  
Student Assessment Division

## Graduation Requirements

### TAKS

- 10 Exams
  - 4 Stand-Alone Exams
- 26 Credits

### STAAR

- 15 Exams
  - 2 Stand-Alone Exams (Alg 2 / Eng 3)
  - Cumulative Score in Each Subject (15 exams in 12 contents)
    - Minimum Floors in every exam
    - In subjects never tested before (Alg 2, Physics, World Geo, etc.)
    - Higher rigor, higher standards
    - Longer tests, 4hr time limits
  - Distinguished & LT Scholars:
    - Students must achieve Advanced Performance in Algebra 2 & English 3 for DAP
- 26 Credits: Tied to 15%...

## Cumulative Average: (An Example)

Passing: 70 / Minimum: 65  
Required Cumulative Average = 70%

- Bio: 69
  - Chem: 71
  - Physics: 68
- Cumulative Avg: **69.3%**  
*(Has not met the cumulative avg)*  
**No Graduation!**
- 
- Bio: **64**
  - Chem: 71
  - Physics: 76
- Cumulative Avg: 70.3%  
*(Met cumulative but Bio did not meet Minimum)*  
**No Graduation!**

## Legislation Regarding EOC

### Texas Education Code 30.023(c)

A school district... shall adopt a policy that requires a student's performance on an end-of-course assessment instrument in which the student is enrolled to account for 15 percent of the student's final grade for the course.

## EOC 15% Consideration Areas

1. Grading
2. Retakes
3. Course Credit
4. Conversion Scale
5. GPA/Class Rank

## Grading: 15% of the Final Grade

- **Required Policy Change (EIA Local):**
    - The End of Course exam shall count 15% of the final grade for the course as reported on the student's transcript
  - Grading Considerations:
    - Will continue midterms & finals
      - Midterm = 20% of fall / Final = 20% of spring)  
~ **NEXT YR** = Midterms/Finals = 15%
      - Final Grade = Fall (42.5) + Spring (42.5) + EOC (15) = 100%
- \*Exam exemptions for STAAR students will look different

## Retakes

- A student may retake an EOC at any time according to the testing schedule (*required*)
- Students will retake an EOC exam until a minimum score, as determined by the Texas Commissioner of Education, is achieved (*required*)
- **Policy (EIA Local):**
  - Retakes of EOC will be included as 15% of the student's final course grade only if the retake score allows a student to gain credit for the course. After a student earns credit for a course, subsequent retake scores will not be included in the calculation of the final grade

## Course Credit

- In courses where students are required to take an EOC exam, students may earn 0.5 credits for any semester where a grade of 70% or higher is earned, however students must earn a yearly average score equal to or greater than seventy percent (70%) in order to earn 1.0 credit for the course.

70% Fall + 60% Spring + 60% EOC = 0.5 Credit in Fall

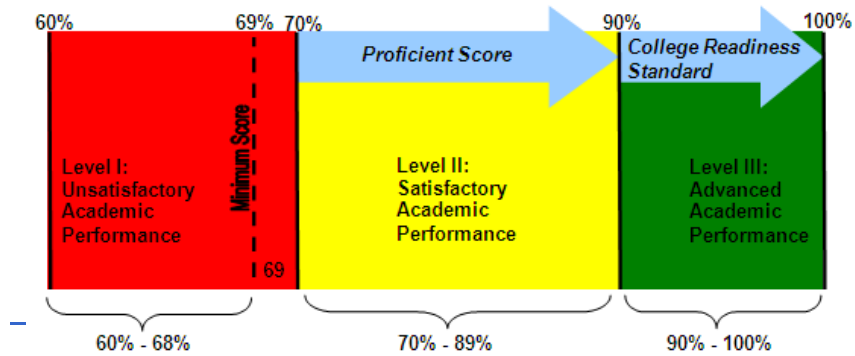
60% Fall + 70% Spring + 60% EOC = 0.5 Credit in Spring

70% Fall + 70% Spring + 60% EOC = 0.5 Credit in Fall\*

\*student loses spring credit because final average was not over 70%

## Conversion Scale – Possible Model

- **Possible Model:** Conversion Scale would be on a 100 point scale based on “Anchor Points” based on the TEA cut points for Unsatisfactory, Minimum, Satisfactory and Advanced Achievement and would be converted on a graduated scale



## Class Rank & GPA

### Concerns with including EOC in GPA/Class Rank:

- Uncertainty of new/unknown exam (evidenced by the TEA's phase-ins of standards)
- Impact of possible future legislative action
- Impact of students transferring from other districts with other conversion scales
- No statewide conversion model → Impact of other conversion models on college admissions
- Impact of the cohort phase-in model (GPAs based on exams with different performance standards)
- Would necessitate inclusion of high school coursework taken at MS be included in GPA

## Students who took EOC courses in MS

- CURRENT 9<sup>th</sup> Graders Who Took Alg 1 in MS
  - They will take their current STAAR EOC test (ie, Geometry / Alg 2)
  - They do not have to go back and take Alg 1 EOC
  - They can choose to take the Alg 1 to help their cumulative average (and the state will only use the score if it helps)
  - Their cumulative average will be based on fewer EOCs if they choose not to take Alg 1 EOC

*\*Most students will not need to take Algebra 1 EOC*

## Cumulative Average: (An Example)

Passing: 70 / Minimum: 65  
Required Cumulative Average = 70%

- Alg 1: 82
  - Alg 2: 84
  - Alg 1: 82
  - Alg 2: 84
- Cumulative Avg: **84%**  
(Met the cumulative avg on all 3 EOCs)  
**Graduates!**

### Current 9<sup>th</sup> Grader who took Alg 1 LAST YEAR

- Alg 1: Credit earned in 2011
  - Alg 2: 85
  - Alg 1: 83
  - Alg 2: 85
- Cumulative Avg: **84%**  
(Met cumulative on all 2 EOCs)  
**Graduates!**

## Preparing TEACHERS for STAAR EOCs:

- Teacher Training in STAAR (Summer 2011)
- District Assessment Creation (CBAs)
- Policy & Procedures Development (w/15%)
- Regional Collaboration with CenTex Districts
- Communication with Parents, Students, Community

## Preparing STUDENTS for STAAR!

- **Grades**: Aim for the highest grade in the course possible (so that you won't be in jeopardy with the EOC)
- **CBAs**: Take these seriously, try to do your best, and pay attention to how they're different than normal tests/quizzes!
- **STAAR**: Shoot for the HIGHEST score possible, because the tests will get harder as you go...

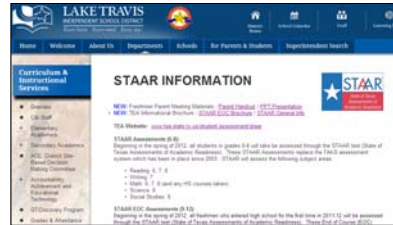
## Resources:

TEA STAAR Website:

[www.tea.state.tx.us/student.assessment/staar](http://www.tea.state.tx.us/student.assessment/staar)

LTISD STAAR Website:

[www.ltisdschools.org/staar](http://www.ltisdschools.org/staar)



Jill Siler

Executive Director of Academic & Organizational  
Development

[silerj@ltisdschools.org](mailto:silerj@ltisdschools.org)

Myra Pettit

Assistant Superintendent of Curriculum & Instruction

[pettitm@ltisdschools.org](mailto:pettitm@ltisdschools.org)



# Questions?