
STAAR End of Course Exams (EOC Overview)

Myra Pettit

Kim Brents

Dr. Jill Siler

Ross Sproul




LAKE TRAVIS
INDEPENDENT SCHOOL DISTRICT
Every heart. Every mind. Every day.

What do we know about STAAR?

- Will begin for grades 3-9 in 2011-12
 - Current sophomores, juniors and seniors as well as repeating freshmen will remain on TAKS through graduation
- At the high school level, the STAAR assessments are called End of Course (EOC) exams
- Will be “significantly more rigorous” than TAKS
- Shift the goal from HS Graduation to College and Career Success
- **Will impact grades, credits, and graduation**


Phase-out of TAKS and Phase-in of EOC Assessments

	2011–2012	2012–2013	2013–2014	2014–2015
GR 9	 EOC	EOC	EOC	EOC
GR 10	TAKS	EOC	EOC	EOC
GR 11	TAKS	TAKS	EOC	EOC
GR 12	TAKS*	TAKS*	TAKS*	EOC or TAKS*

**Grade 12 includes TAKS for re-testers needing it for graduation only*



EOC begins in 2011-12 for first-time 9th graders. Any students repeating 9th grade and all upperclassmen will remain on the TAKS system.



... the tests

Grades 3-8 STAAR	High School STAAR EOCs			
Reading: Gr. 3-8 Math: Gr. 3-8 Writing: Gr. 4 & 7 Science: Gr. 5 & 8 Soc. Studies: Gr. 8	Math	English	Science	Soc Studies
	Algebra I	Eng I	Biology	World Geo.
	Geometry	Eng II	Chemistry	World Hist.
	Algebra II	Eng III	Physics	U.S. History
The high school level STAAR tests are COURSE tests, NOT grade level tests				

Raw Score Cut Points for Met Standard (TAKS and TAKS-Acc - English Versions)

Spring 2009 and Spring 2010

Reading/ELA					
	# Ques	2009 Raw Score	Passing Standard	2010 Raw Score	
Grade	3	36	483	21	
	42 out of 73 = 57%				
	6	42	30	644 (2010) →	29
	7	48	34	670	31
	8	48	33	← 670 (2009)	≈ 31
			37	700 (2010) →	35
9	42	28	2100	26	
10	73	48	2100	44	
11	73	44	2100	42	

Math					
	# Ques	2009 Raw Score	Passing Standard	2010 Raw Score	
Grade	3	40	500	26	
	31 out of 60 = 52%				
	7	48	28	670	27
	8	50	30	700	29
	9	52	31	2100	28
	10	56	33	2100	32
11	60	34	2100	31	

Science					
	# Ques	2009 Raw Score	Passing Standard	2010 Raw Score	
Grade	28 out of 55 = 51%				
	11	55	30	2100	28

Social Studies					
	# Ques	2009 Raw Score	Passing Standard	2010 Raw Score	
Grade	24 out of 55 = 44%				
	11	55	27	2100	24

While the passing standards for STAAR will not be released until February 2012, TEA has been indicated that the performance standards will be much more rigorous in the STAAR system (65-75%)

STAAR: Longer Tests


- Math 3-8: +6 questions
- Reading 3-8: +4 questions
- Writing 4/7: +1 composition
- Science 5/8: +4 questions
- Soc Studies 8: +4 questions

- EOC: +6 to 13 questions


Impact of
time limits?



STAAR Released Items: A Comparative Look...



vs.



2009 TAKS 6th Gr Math

- 11** Liza is learning about hummingbirds. She learned that the bee hummingbird can weigh 0.07 ounce and that the giant hummingbird can weigh 7 ounces. What is the difference between these two weights?


A 6.93 oz

B 7.07 oz

C 6.97 oz

D 0.63 oz

$$7.0 - .07 = 6.93$$



STAAR Sample 6th Gr Math

6 Sherman read 154 pages of a book in 4 days. He read 32 pages on each of the first 2 days and y pages on the third day. Which equation can be used to find p , the number of pages Sherman read on the fourth day?

A $p = 154 - 32(2 \cdot y)$

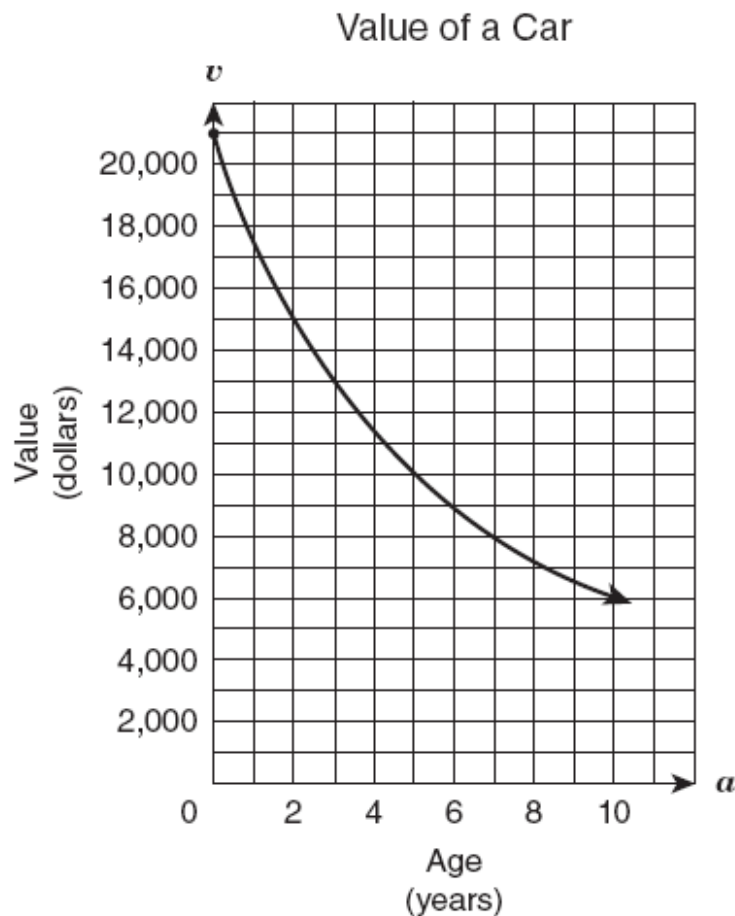
B $p = 154 - (32 \cdot 2) - y$

C $p = 154 - 2(32 + y)$

D $p = 154 - (y \cdot 2) - 32$


2009 TAKS Algebra 1

A.1(E) interpret and make decisions, predictions, and critical judgments from functional relationships
Readiness Standard



According to the graph, which of the following statements appears to be true?

- A The value of the car decreased by \$1,000 per year.
- B The value of the car decreased by \$2,000 per year.
- C The value of the car decreased more from Year 9 to Year 10 than in any other year.
- D The value of the car decreased more from Year 0 to Year 1 than in any other year.**



STAAR Sample Algebra 1

- 3 Southern Phone Company is promoting a new cell phone service plan: a customer can make up to 500 minutes of calls each month for \$39.99. If the number of minutes used in a month exceeds 500, then the function

$$c = 0.40(m - 500) + 39.99$$

describes the monthly charge, c , in dollars in terms of m , the total number of minutes used. Which of the following statements best describes this function?

- A** If the total number of minutes used is more than 500, then every minute beyond 500 costs 40 cents.
- B** Every minute used costs 40 cents, regardless of the total number of minutes used.
- C** The first 500 minutes used costs 40 cents each, after which there is an additional charge of \$39.99.
- D** If the total number of minutes used is more than 500, then every minute used costs 40 cents.

A.1(E) interpret and make decisions, predictions, and critical judgments from functional relationships – **Readiness**

2009 TAKS Biology

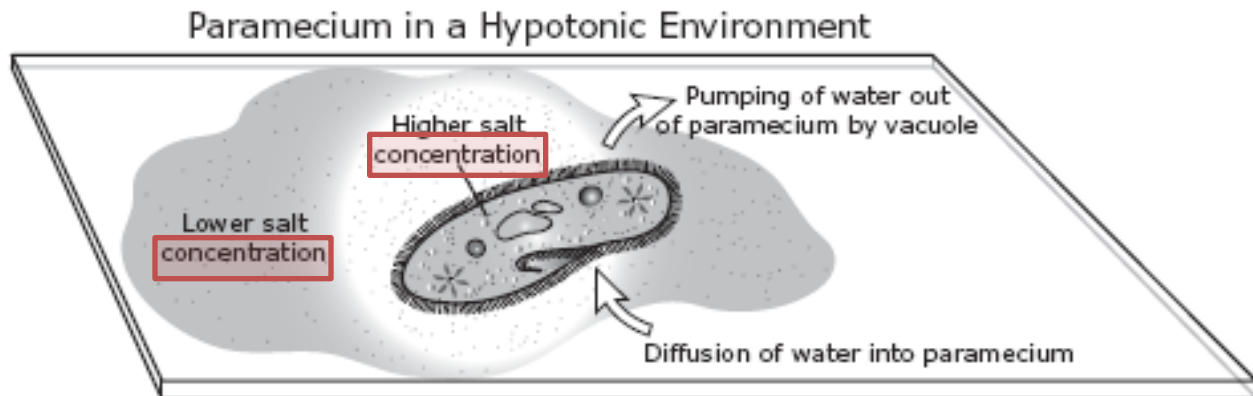
29 Cell membranes perform all the following functions except —

- A** making nutrients for cells
- B** holding cytoplasm within cells
- C** regulating substances exiting cells
- D** recognizing other cells

B4.(B) investigate and identify cellular processes including homeostasis, permeability, energy production, transportation of molecules, disposal of wastes, function of cellular parts, and synthesis of new molecules. (OLD TEKS)

STAAR Sample Biology

- 2 The diagram below shows how a **paramecium** maintains **homeostasis**. A paramecium normally lives in a **hypotonic** environment in which water continually **diffuses** into the cell. To maintain homeostasis, the paramecium must pump out large amounts of water using its **contractile vacuole**.



If the paramecium is then placed in a **hypertonic environment**, which of the following will occur?

- A Water will diffuse into the paramecium.
- B Water will diffuse out of the paramecium.**
- C Salt will be pumped out of the paramecium by the vacuole.
- D Salt will be pumped into the paramecium by the vacuole.

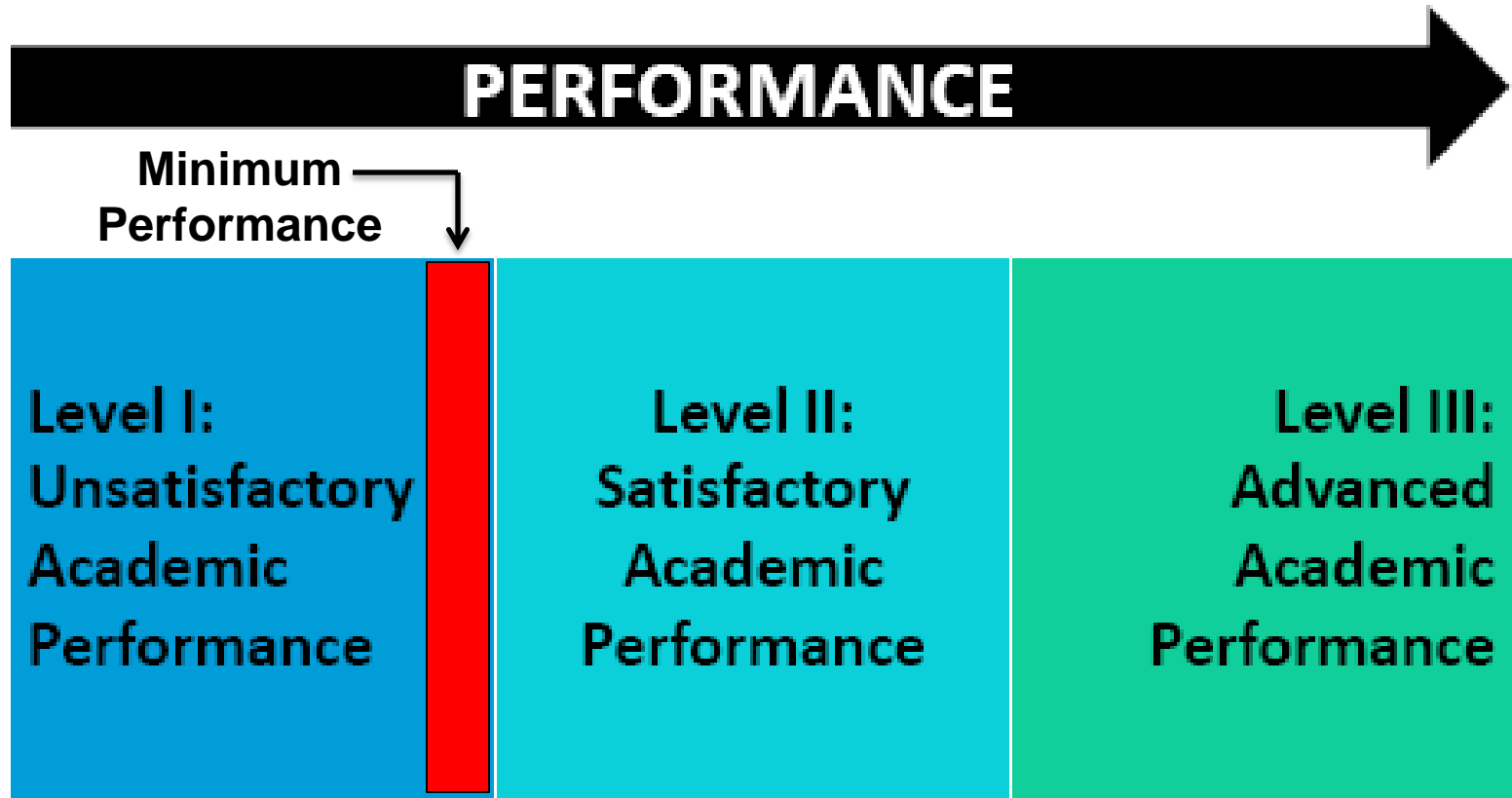
More Rigorous Items

- assessing content and skills at a greater depth and higher level of cognitive complexity
- assessing more than one standard in an item

More Rigorous Test

- assessing standards multiple times and in more complex ways
- including a greater number of rigorous items on the test, thereby increasing the overall test difficulty
- Increased performance standards (passing levels)

STAAR STANDARDS



November 2011

Texas Education Agency
Student Assessment Division

Graduation Requirements

TAKS

- 10 Exams
 - 4 Stand-Alone Exams
- 26 Credits

STAAR

- 15 Exams
 - 2 Stand-Alone Exams (Alg 2 / Eng 3)
 - Cumulative Score in Each Subject (15 exams in 12 contents)
 - Minimum Floors in every exam
 - In subjects never tested before (Alg 2, Physics, World Geo, etc.)
 - Higher rigor, higher standards
 - Longer tests, 4hr time limits
 - Distinguished & LT Scholars:
 - Students must achieve Advanced Performance in Algebra 2 & English 3 for DAP
- 26 Credits: Tied to 15%...

Cumulative Score: (An Example)

Passing: 70 / Minimum: 65
Cumulative = 210

- Bio: 69
- Chem: 71
- Physics: 68

Cumulative Avg: **69.3**

(Has not met the cumulative score)

No Graduation!

-
- Bio: **64**
 - Chem: 71
 - Physics: 76

Cumulative Avg: 70.3

(Met cumulative but Bio did not meet Minimum)

No Graduation!

Cumulative Score FAQ:

19. What are the STAAR graduation requirements for students who complete a high school course prior to spring 2012, the first high-stakes administration of STAAR EOC assessments?

A student who has STAAR as his or her graduation requirement and who has completed a high school course prior to spring 2012 (e.g., a grade 8 student who completed Algebra I during the 2010–2011 school year or a freshman who will complete English I in the first semester of the 2011–2012 school year) is not required to take that specific STAAR EOC assessment to fulfill his or her graduation requirement. As a result, the student's cumulative score will be based on fewer assessments. However, the student could choose to take the assessment beginning in spring 2012 and has the option of using the score in his or her cumulative score. Scores on EOC assessments taken prior to spring 2012 will not count towards a student's cumulative score.

Legislation Regarding EOC

Texas Education Code 30.023(c)

A school district... shall adopt a policy that requires a student's performance on an end-of-course assessment instrument in which the student is enrolled to account for 15 percent of the student's final grade for the course.

EOC 15% Consideration Areas

1. Grading
 2. Retakes
 3. Course Credit
 4. Conversion Scale
 5. GPA/Class Rank
-

Grading: 15% of the Final Grade

- **Required Policy Change (EIA Local):**

- The End of Course exam shall count 15% of the final grade for the course as reported on the student's transcript

- Grading Considerations:

- Will continue midterms & finals
 - Midterm = 15% of fall / Final = 15% of spring)
 - Final Grade = Fall (42.5) + Spring (42.5) + EOC (15) = 100%

*Exam exemptions for STAAR students will look different

Retakes

- A student may retake an EOC at any time according the testing schedule (*required*)
 - Students will retake an EOC exam until a minimum score, as determined by the Texas Commissioner of Education, is achieved (*required*)
 - **Policy (EIA Local):**
 - Retakes of EOC will be included as 15% of the student's final course grade only if the retake score allows a student to gain credit for the course. After a student earns credit for a course, subsequent retakes scores will not be included in the calculation of the final grade
-

Course Credit – *Possible Model*

- In courses where students are required to take an EOC exam, students may earn 0.5 credits for any semester where a grade of 70% or higher is earned, however students must earn a yearly average score equal to or greater than seventy percent (70%) in order to earn 1.0 credit for the course.

70% Fall + 60% Spring + 60% EOC = 0.5 Credit in Fall

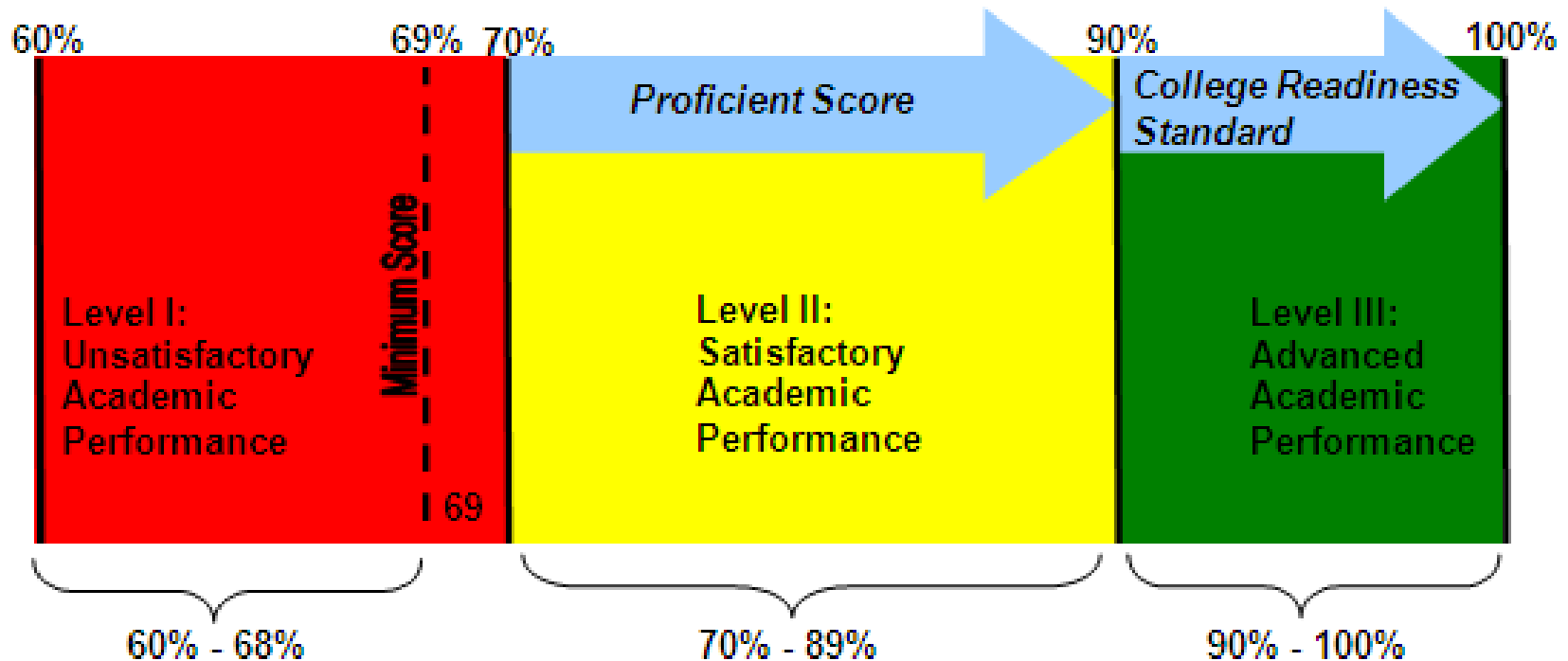
60% Fall + 70% Spring + 60% EOC = 0.5 Credit in Spring

70% Fall + 70% Spring + 60% EOC = 0.5 Credit in Fall*

*student loses spring credit because final average was not over 70%

Conversion Scale – *Possible Model*

- Possible Model: Conversion Scale would be on a 100 point scale based on “Anchor Points” based on the TEA cut points for Unsatisfactory, Minimum, Satisfactory and Advanced Achievement and would be converted on a graduated scale



Class Rank & GPA

Concerns with including EOC in GPA/Class Rank:

- ❑ Uncertainty of new/unknown exam (evidenced by the TEA's phase-ins of standards)
- ❑ Impact of possible future legislative action
- ❑ Impact of students transferring from other districts with other conversion scales
- ❑ No statewide conversion model → Impact of other conversion models on college admissions
- ❑ Impact of the cohort phase-in model (GPAs based on exams with different performance standards)
- ❑ Would necessitate inclusion of high school coursework taken at MS be included in GPA

Preparing for STAAR EOCs:

- Teacher Training in STAAR (Summer 2011)
 - District Assessment Creation (CBAs)
 - Policy & Procedures Development (w/15%)
 - Regional Collaboration with CenTex Districts
 - Communication with Parents, Students, Community
-

Preparing YOU for STAAR!

- **Grades**: Aim for the highest grade in the course possible (so that you won't be in jeopardy with the EOC)
- **CBAs**: Take these seriously, try to do your best, and pay attention to how they're different than normal tests/quizzes!
- **STAAR**: Shoot for the HIGHEST score possible, because the tests will get harder as you go...

Resources:

TEA STAAR Website:

www.tea.state.tx.us/student.assessment/staar

LTISD STAAR Website:

www.ltidschools.org/staar

Jill Siler

Executive Director of Academic & Organizational
Development

silerj@ltidschools.org

Myra Pettit

Assistant Superintendent of Curriculum & Instruction

pettitm@ltidschools.org

Questions?

