

















# KEEPING CONNECTED



Communication with parents and the community is critical. The listing below identifies the different ways parents can get connected to receive district and campus-level news, emergency notification, and other information. Items highlighted in red are applications used during emergencies or when communication is urgent. The communication methods on this chart are official means of communication from the district.

Application		Purpose	What Do I Need To Do?
	District App	The app is a one-stop-shop for district and campus news and information, district social media sites, calendars, push notifications and other resources.	Download the LTISD app in the <a href="#">Apple App Store</a> for iPhones or <a href="#">Google Play for Android</a> .
	Text	Text messaging is used only to reinforce inclement weather and emergency communication.	No action required; parents are automatically opted-in to our Mass Notification System each year during New Student/Returning Student Enrollment process.
	Email	Email is used for inclement weather and emergency notifications; it is also used as the primary source for sharing general information.	No action required; parents are automatically opted-in to our Mass Notification System each year during New Student/Returning Student Enrollment process.
	Web Alert	Web alert (homepage pop-up) may be activated during inclement weather or emergency.	Visit the <a href="#">district</a> or campus homepage during a weather event or emergency.
	Phone Call	Voice messages may be delivered during inclement weather or emergencies; calls may also be made for general information such as notification of student attendance.	No action required; parents are automatically opted-in to our Mass Notification System each year during New Student/Returning Student Enrollment process.
	Facebook	News and announcements are shared regularly on Facebook; please note: your child's campus and/or teacher(s) may also utilize separate accounts.	Like <a href="#">@Itisdschools</a> page to access the latest posts in your feed.
	Instagram	News and announcements are shared regularly on Instagram; please note: your child's campus and/or teacher(s) may also utilize separate accounts.	Follow <a href="#">@Itisdschools</a> to access the latest posts in your feed.
	X	News and announcements are shared regularly on X (formerly Twitter); please note: your child's campus and/or teacher(s) may also utilize separate accounts.	Follow <a href="#">@Itisdschools</a> to access the latest posts in your feed.
	YouTube	News, announcements and tutorials are shared periodically on YouTube; please note: your child's campus and/or teacher(s) may also utilize separate accounts.	Subscribe to <a href="#">@Itisdschools</a> to access our latest videos
	Campus & Principals Newsletters	Each campus/principal shares news, announcements and other school-related information through weekly or monthly newsletters.	No action required; parents are automatically opted-in to our Mass Notification System each year during New Student/Returning Student process.
	My School Bucks	My School Bucks makes school lunch account payments easy. From the cafeteria to the classroom, pay anytime, anywhere from your mobile phone or computer.	Sign up for free at <a href="#">My School Bucks</a> or download the app.
	Nutrislice/ Lunch Menus	<a href="#">Nutrislice</a> is an interactive online system to view school menus, nutrition information, food allergens and special dietary needs.	No action required; visit <a href="https://laketravis.nutrislice.com/menu">laketravis.nutrislice.com/menu</a> or click the Lunch Menu icon in the LTISD app.
	Peachjar E-flyers	Peachjar is a flyer management system that sends district- and school-approved digital flyers directly to parents via email.	No action required; parents are automatically opted-in each year during New Student/Returning Student process.
	Schoolology	<a href="#">Schoolology</a> is the District's Learning Management System; provides confidential access to teacher websites, class assignments, and other instructional resources.	Parent access codes are provided by individual teachers; contact <a href="mailto:schoolology@Itisdschools.org">schoolology@Itisdschools.org</a> for help.
	Skyward Family Access	<a href="#">Skyward Family Access</a> is a secure, online portal that allows parents access to their child's grades, attendance, calendars, enrollment, schedules and transcripts.	Log in to <a href="#">Skyward Family Access</a> ; contact <a href="mailto:skyward@Itisdschools.org">skyward@Itisdschools.org</a> for help.
	SMART Tag	Parents can manage notifications and alerts regarding transportation services; badge also supports other services including elementary dismissal, library book and technology device checkout, school meals, and our Extended Care after school program.	Badges will be distributed to students at his/her campus at the beginning of the school year; to manage notifications and alerts for transportation services, create a new account (or login to your existing SMART Tag parent portal account) at <a href="https://parent.smart-tag.net/Account/Login">https://parent.smart-tag.net/Account/Login</a>